

P55 Extreme4

Intel® P55 Chipset

ASRock
www.asrock.com



Product Brief <<<<

- ASRock DuraCap (2.5 x longer life time), 100% Japan-made high-quality Conductive Polymer Capacitors
- Supports Dual Channel DDR3 2600+(OC)
- Supports ATI™ CrossFireX™ and Quad CrossFireX™, NVIDIA® SLI™ and Quad SLI™
- 2 x Front USB 3.0 ports, 2 x Rear USB 3.0 ports, 4 x SATA3 6.0 Gb/s connectors
- Dr. Debug, Smart Swith Design: Power/Reset/Clear CMOS Switch with LED
- Supports ASRock Instant Boot, Instant Flash, OC Tuner, IES, OC DNA, AIWI, APP Charger, Good Night LED, Multi-Speed Fan Control
- Combo Cooler Option (C.C.O.)
- 7.1 CH HD Audio (Realtek ALC892 Audio Codec), THX TruStudio Pro™ and Premium Blu-ray audio support
- Free Software : CyberLink DVD Suite - OEM and Trial; THX TruStudio Pro™ - OEM
- Free Bundle: 1 x ASRock SLI_Bridge_2S Card, 1 x Front USB 3.0 Panel
- ErP/EuP Ready

The specification is subject to change without notice. The brand and product names are trademarks of their respective companies. Any configuration other than original product specification is not guaranteed.

Detail Specification <<<<

Platform	- ATX Form Factor: 12.0-in x 9.6-in, 30.5 cm x 24.4 cm - All Solid Capacitor design (100% Japan-made high-quality Conductive Polymer Capacitors)
CPU	- Supports Intel® Core™ i7 / i5 / i3 and Pentium® G6950 Processors in LGA1156 Package - Advanced V8 + 2 Power Phase Design - Supports Intel® Turbo Boost Technology - Supports Hyper-Threading Technology - Supports United Overclocking Technology - Supports EM64T CPU
Chipset	- Intel® P55
Memory	- Dual Channel DDR3 memory technology - 4 x DDR3 DIMM slots - Supports DDR3 2600+(OC)/2133(OC)/1866(OC)/1600/1333/1066 non-ECC, un-buffered memory - Max. capacity of system memory: 16GB - Supports Intel® Extreme Memory Profile (XMP)
Expansion Slot	- 2 x PCI Express 2.0 x16 slots (Single at x16 or Dual at x8/x8 mode) - 3 x PCI Express 2.0 x1 slots (2.5GT/s) - 2 x PCI slots - Supports ATI™ CrossFireX™ and Quad CrossFireX™ - Supports NVIDIA® SLI™ and Quad SLI™
Audio	- 7.1 CH HD Audio with Content Protection (Realtek ALC892 Audio Codec) - Premium Blu-ray audio support - Supports THX TruStudio Pro™
LAN	- PCI-E x1 Gigabit LAN 10/100/1000 Mb/s - Realtek RTL8111E - Supports Wake-On-LAN - Supports LAN Cable Detection - Supports Energy Efficient Ethernet 802.3az
Rear Panel I/O	I/O Panel - 1 x PS/2 Mouse Port - 1 x PS/2 Keyboard Port - 1 x Coaxial SPDIF Out Port - 1 x Optical SPDIF Out Port - 6 x Ready-to-Use USB 2.0 Ports - 2 x Ready-to-Use USB 3.0 Ports - 1 x eSATA/II Connector - 1 x RJ-45 LAN Port with LED (ACT/LINK LED and SPEED LED) - 1 x Clear CMOS Switch with LED - HD Audio Jack: Side Speaker / Rear Speaker / Central / Bass / Line in / Front Speaker / Microphone
SATA3	- 2 x SATA3 6.0 Gb/s connectors by Marvell SE9128, support hardware RAID (RAID 0 and RAID 1), NCQ, AHCI and "Hot Plug" functions - 2 x SATA3 6.0 Gb/s connectors by Marvell SE9123/9120, support NCQ, AHCI and "Hot Plug" functions (SATA3_4 connector is shared with eSATA3 port)
USB 3.0	- 2 x Rear USB 3.0 ports by NEC MPD720200, support USB 1.0/2.0/3.0 up to 5Gb/s - 1 x Front USB 3.0 header (supports 2 USB 3.0 ports) by NEC MPD720200, supports USB 1.0/2.0/3.0 up to 5Gb/s
Connector	- 6 x SATA/II 3.0 Gb/s connectors, support RAID (RAID 0, RAID 1, RAID 10, RAID 5 and Intel® Rapid Storage), NCQ, AHCI and Hot Plug functions - 4 x SATA3 6.0 Gb/s connectors - 1 x ATA133 IDE connector (supports 2 x IDE devices) - 1 x Floppy connector - 1 x IR header - 1 x COM port header - 1 x HDMI SPDIF header - 1 x Power LED header - CPU/Chassis/Power FAN connector - 24 pin ATX power connector - 8 pin 12V power connector - CD in header - Front panel audio connector - 3 x USB 2.0 headers (support 6 USB 2.0 ports) - 1 x USB 3.0 header (supports 2 USB 3.0 ports) - 1 x Dr. Debug with LED
Smart Switch	- 1 x Power Switch with LED - 1 x Reset Switch with LED - 1 x Clear CMOS Switch with LED
BIOS Feature	- 16Mb AMI Legal BIOS - Supports "Plug and Play" - ACPI 1.1 Compliance Wake Up Events - Supports jumperfree - SMBIOS 2.3.1 Support - CPU, DRAM, VTT, PCH, CPU PLL Voltage Multi-adjustment - Supports I. O. T. (Intelligent Overclocking Technology)
Support CD	- Drivers, Utilities, AntiVirus Software (Trial Version), ASRock Software Suite (CyberLink DVD Suite - OEM and Trial; THX TruStudio Pro™ - OEM)
Unique Feature	- ASRock OC Tuner - Intelligent Energy Saver - Instant Boot - ASRock Instant Flash - ASRock OC DNA - ASRock AIWI - ASRock APP Charger - Hybrid Booster: - CPU Frequency Stepless Control - ASRock U-COP - Boot Failure Guard (B.F.G.) - Combo Cooler Option (C.C.O.) - Good Night LED - Turbo 40 / Turbo 50 CPU Overclocking
Hardware Monitor	- CPU Temperature Sensing - Chassis Temperature Sensing - CPU/Chassis/Power Fan Tachometer - CPU Quiet Fan - CPU/Chassis Fan Multi-Speed Control - Voltage Monitoring: +12V, +5V, +3.3V, CPU Vcore
OS	- Microsoft® Windows® 7 / 7 64-bit / Vista™ / Vista™ 64-bit / XP / XP 64-bit compliant
Certifications	- FCC, CE, WHQL - ErP/EuP Ready (ErP/EuP ready power supply is required)
Accessories	- 1 x ASRock SLI_Bridge_2S Card - Quick Installation Guide, Support CD, I/O Shield - Floppy/ATA 133 Cables - 4 x SATA Data Cables (Optional) - 2 x SATA 1 to 1 Power Cables (Optional) - 1 x Front USB 3.0 Panel - 6 x Screws

P55 Extreme4

Intel® P55 Chipset

ASRock
www.asrock.com

P55 Extreme 4

World's First Motherboard supporting Front USB 3.0

4 USB 3.0

(2 x Back USB 3.0
+
2 x Front USB 3.0)



4 SATA3


Enjoy 6 Gb/s
high transfer speed now!




eSATA3



**Advanced V8 +
2 Power Phase Design**



**Supports ATI™ CrossFireX™ and
Quad CrossFireX™
Supports NVIDIA® Quad SLI™
and SLI™**



P55 Extreme4


Intel® P55 Chipset

ASRock®
www.asrock.com

ASRock AIWI - Turn Your iPhone Into Game Joystick

Playing Games by Holding Your iPhone or iPod touch

ASRock AIWI software introduces a new way of PC gaming operation. ASRock AIWI is the world's first software to turn your iPhone/iPod touch as a game joystick to control your PC games. Just to install the ASRock AIWI software on your ASRock motherboard, connect your PC and apple devices via Bluetooth or WiFi networks, then you can start experiencing the exciting motion controlled games.



ASRock AIWI Quick Start Guide

Step 1.

Download and install the ASRock AIWI PC software on ASRock PC:



Step 2.

Free download AIWI-Lite from App Store and install to your iPhone / iPod Touch:



Step 3.

Connect your iPhone / iPod touch with ASRock PC via WiFi or bluetooth.



Step 4.

Execute ASRock AIWI software on the PC and log in to register to become a new AIWI member, then you can receive continues new games update.



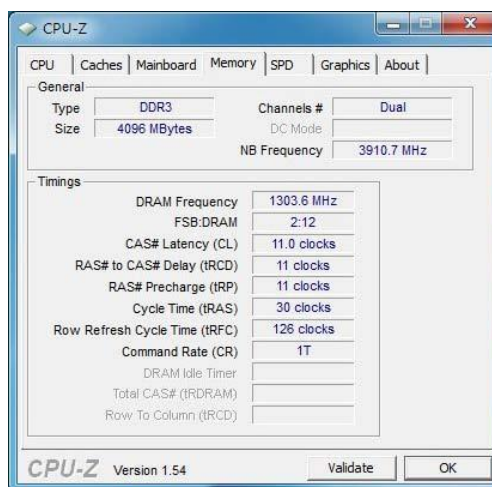
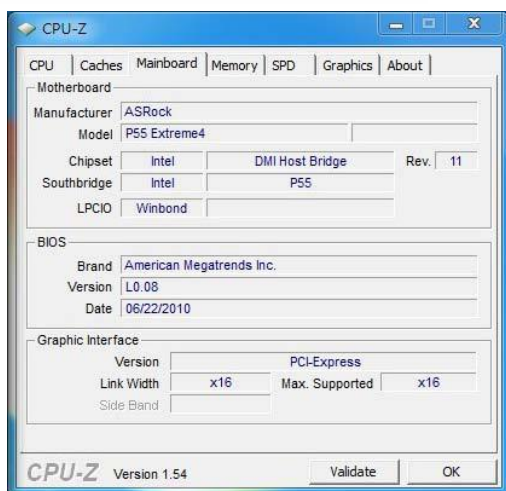
P55 Extreme4

Intel® P55 Chipset

ASRock
www.asrock.com



The World's Fastest Memory DDR3 2600+ support



C.C.O.

Combo Cooler Option

C.C.O. provides the flexible option to adopt two different CPU cooler types, Socket LGA 775* and LGA 1156**.

*C.C.O. may not be compatible with all Socket 775 CPU coolers.
**O is for Socket LGA 1156 CPU cooler.

P55 Extreme4

Intel® P55 Chipset

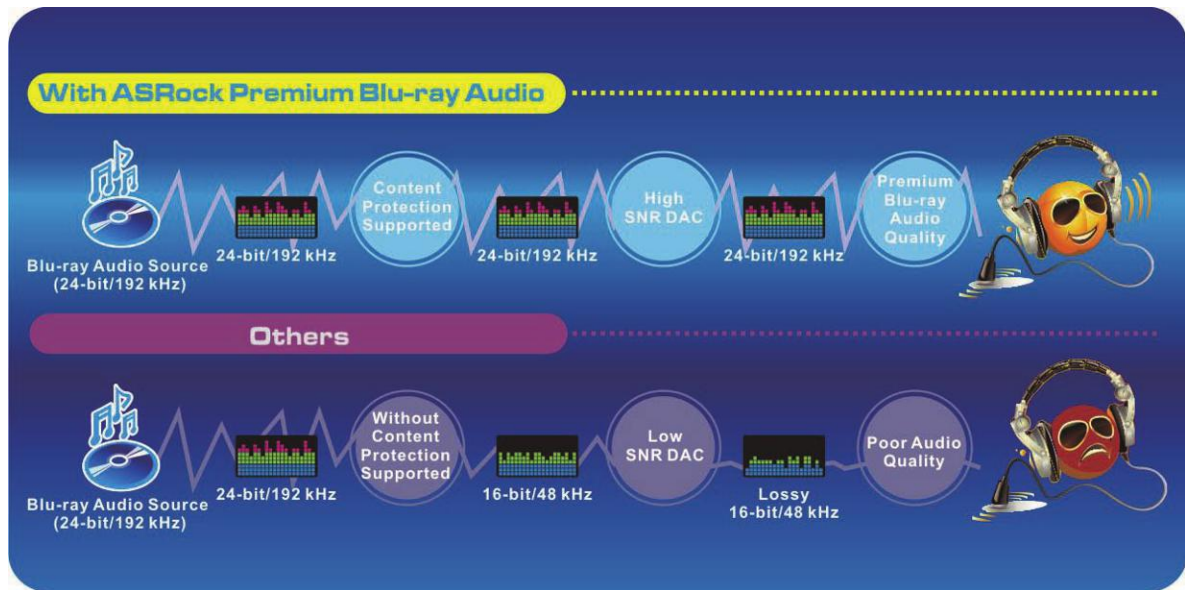
ASRock
www.asrock.com

Premium Blu-ray Audio



Premium Blu-ray Audio, an outstanding technology developed on ASRock motherboard, provides the excellent audio output of 24-bit/192 kHz with its respective Blu-ray DRM compatible driver/software. With Content Protection-Support and High SNR DAC, the Blu-ray entertainments can be played in a high quality of 24-bit/192kHz. In other words, if you are using a device without the Blu-ray Audio support, the audio quality will be downgraded to 16-bit/48kHz like a regular CD quality. To deliver the best possible sound solution for today's most demanding users, ASRock Premium Blu-ray Audio motherboard is the best choice for users who are particularly desired to enjoy the pure HD audio. ASRock users are able to take full advantages of our Blu-ray Audio motherboards. Choose ASRock, choose Pure HD audio!

Why ASRock?



* SNR: Signal-to-Noise Ratio.

Smart Switch Design



Clear CMOS Switch



Power Switch



Reset Switch



The Power and Keyboard LED will be automatically switched off when the system is under Standby / Hibernation mode.



Dr. Debug

Dr. Debug helps you to diagnose the BIOS POST status of your system.



P55 Extreme4

Intel® P55 Chipset

ASRock®
www.asrock.com



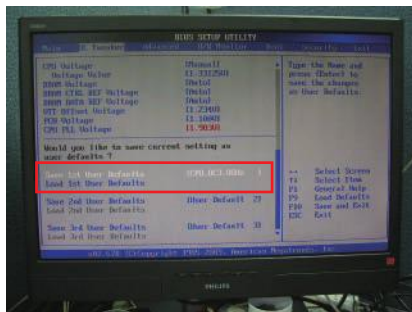
OC DNA

Save your OC settings as a profile and share with friends. Try OC DNA now!

OC DNA Instruction

Step 1

Save your BIOS OC settings as User Default in BIOS OC Tweaker menu. (For example: we name this User Default setting as "CPU_OC3.8GHz")



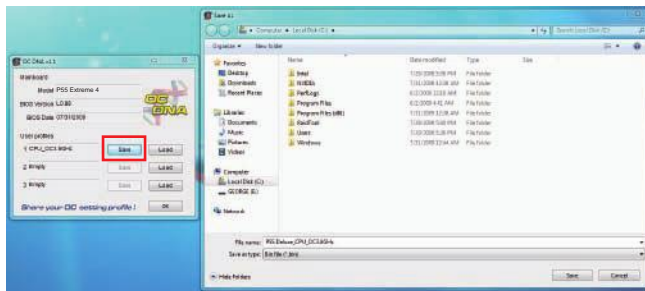
Step 2

Execute ASRock OC DNA under OS, you will find "CPU_OC3.8GHz" as User Profile 1.



Step 3

Press "Save" button to save the "CPU_OC3.8GHz" OC settings as a profile.



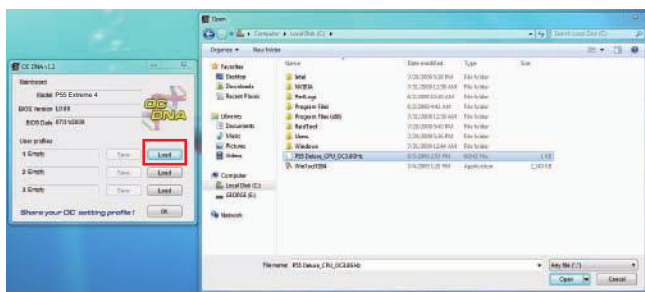
Step 4

Send the "CPU_OC3.8GHz" profile to other friends.



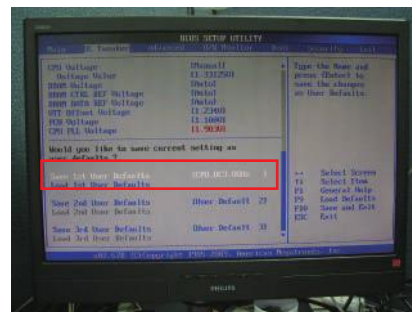
Step 5

When the friend receives your "CPU_OC3.8GHz" profile, he can press "Load" to load the "CPU_OC3.8GHz" profile in OC DNA.



Step 6

After that, the friend can enter into BIOS OC Tweaker menu to load the "CPU_OC3.8GHz" profile as his BIOS OC settings.



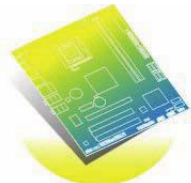
Now, you have successfully share your OC setting profile with your friends.

*The OC DNA works only when users use the same motherboard and BIOS version.

P55 Extreme4

Intel® P55 Chipset

ASRock®
www.asrock.com



ErP/EuP Ready Motherboard



ErP/EuP Ready Power Supply



ErP/EuP System

What is ErP/EuP?

ErP/EuP, stands for Energy Using Product, was a provision regulated by European Union to define the power consumption for the completed system. With the great quantity and the popularly using of the electrical products nowadays and the continuously increasing of the electrical products categories in the following 20 to 30 years, European Union decided to establish an effective strategy to solve the energy consumption problem. That is, according to ErP/EuP, the total AC power of the completed system shall be under 1.00W in off mode condition.

ASRock Instant Boot



ASRock Instant Boot is a new feature invented exclusively by ASRock. It can boot up system in an amazing speed, which is 10 times faster than traditional boot up. For home users or office PC users, ASRock Instant Boot can also guarantee a clean Windows OS, and consumed less power! For details: <http://www.asrock.com/feature/InstantBoot/index.asp>

* This function is applicable ONLY to single user that does not secure ID and Password to their systems.

* The boot up time depends on the hardware configuration.

10 Times Faster, Only 4 Secs to Boot Up to Windows!

ASRock YouTube

<http://tw.youtube.com/watch?v=BucljXZVxXo>



ASRock Instant Flash

ASRock Instant Flash is an exclusive and the most user-friendly BIOS flash utility developed by ASRock. It is embedded in Flash ROM which is used to update the system BIOS without having to enter operating systems like MS-DOS or Windows.



Features

Once executing ASRock Instant Flash, the utility will automatically detect all devices such as USB, hard disk or even floppy drive to find the exact BIOS for your system. Instead of giving you all BIOS in your devices, the Instant Flash just list BIOS versions that apply to your motherboard model only. For example, if you have many different BIOS of different motherboards saved in your devices, but you just need to flash your P45 motherboard, the Instant Flash will just list the P45 BIOS versions for you. This unique function allows you to easily select the suitable BIOS version instead of browsing through all data.



Instant Flash just list BIOS versions that apply to your motherboard model.

Simple!



Click and start Flashing!

Quick!

P55 Extreme4

Intel® P55 Chipset

ASRock
www.asrock.com



CyberLink

THX TruStudio PRO™

THX TruStudio PRO solution ensures you the premium audio quality, effects and features for PC systems equipped with onboard audio. For instance, the TruStudio Surround technology expands your stereo content into surround sound; the TruStudio Crystalizer technology restores the compressed sound source and can let you hear every detail in riveting surround sound. Combined with the THX TruStudio Pro and the ASRock high performance HTPC system, you will be assured to enjoy a rich variety of programming and be entertained by a better way!

CyberLink Power2Go 6.1 LE OEM

Power2Go 6 lets you burn and backup videos, photos, music and data onto Blu-ray Discs and DVDs.

CyberLink MediaShow 4.1 SE OEM

Photo and video management software MediaShow edits videos and photos instantly, creates slideshow, and allows publishing directly to YouTube and Flickr.

CyberLink PowerDVD 8.0 DTS Trial

World-renowned PowerDVD 8 DTS delivers outstanding DVD movie playback quality on your PC.

CyberLink PowerDirector 8.0 Trial

PowerDirector - Video Editing software – edits high-definition videos including AVCHD, allows output to PSP iPod and Blu-ray Disc.

CyberLink PowerBackup 2.5 Trial

PowerBackup backs up valuable data on your PC.